

# community engagement

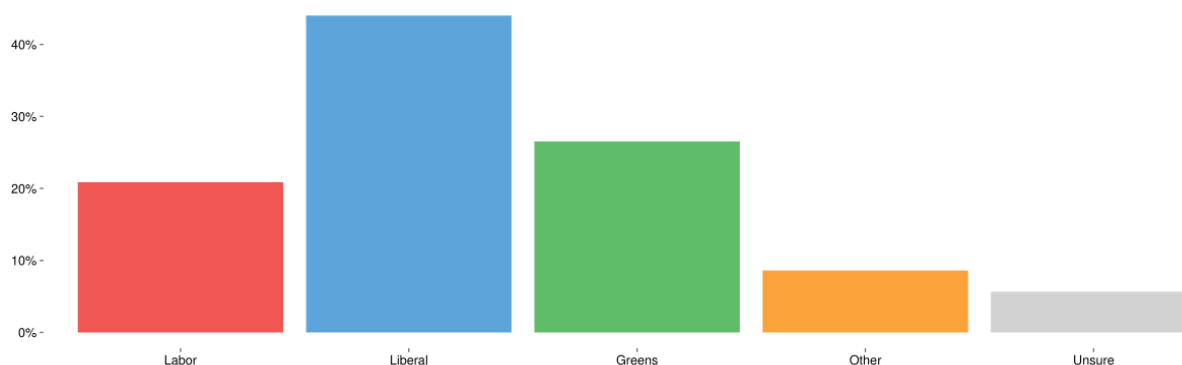
## Introduction

This document summarises the results of a poll conducted in the Federal division of Higgins for the Campaign for Australian Aid, between the 21<sup>st</sup> and the 23<sup>rd</sup> of June 2016. The sample error for this poll is 3.4% with a confidence interval of 95%.

## Questions

### Voting intention

*If a federal election were to be held today, which of the following would receive your first preference vote?*



	Labor	Liberal	Greens	Other	Unsure	N
First Preference	20%	42%	25%	8%	6%	824
Proportions ignoring unsure	21%	44%	27%	9%		

### Unsure leaning

*[asked of people who answer the first preference house of representatives question as being 'unsure']  
Being unsure, to which of the following parties do you have even a slight leaning?*

	Labor	Liberal	Greens	Other	Unsure	N
Unsure leaning	5%	20%	13%	2%	59%	46

### Vote Certainty

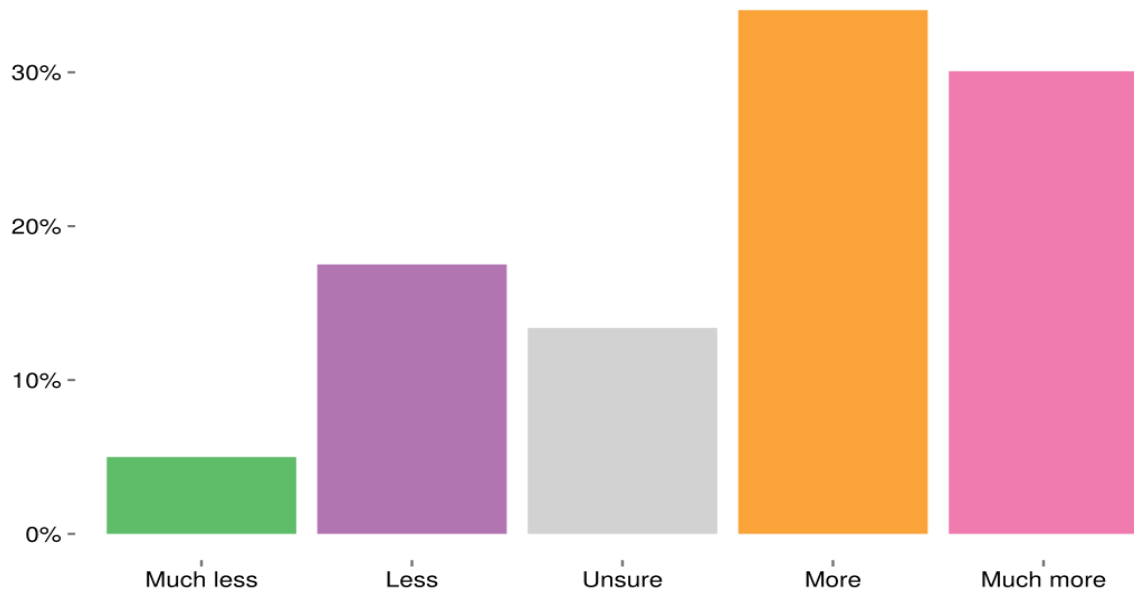
*[asked of people who do not answer the house of representatives vote question with 'unsure']  
How certain are you that you will vote that way on election day?*

	Not Certain	Very Certain	N
Vote Certainty	12%	88%	778

# community engagement

## Should Australia do more to end global poverty

Do you think Australia should be doing more to help end global poverty?

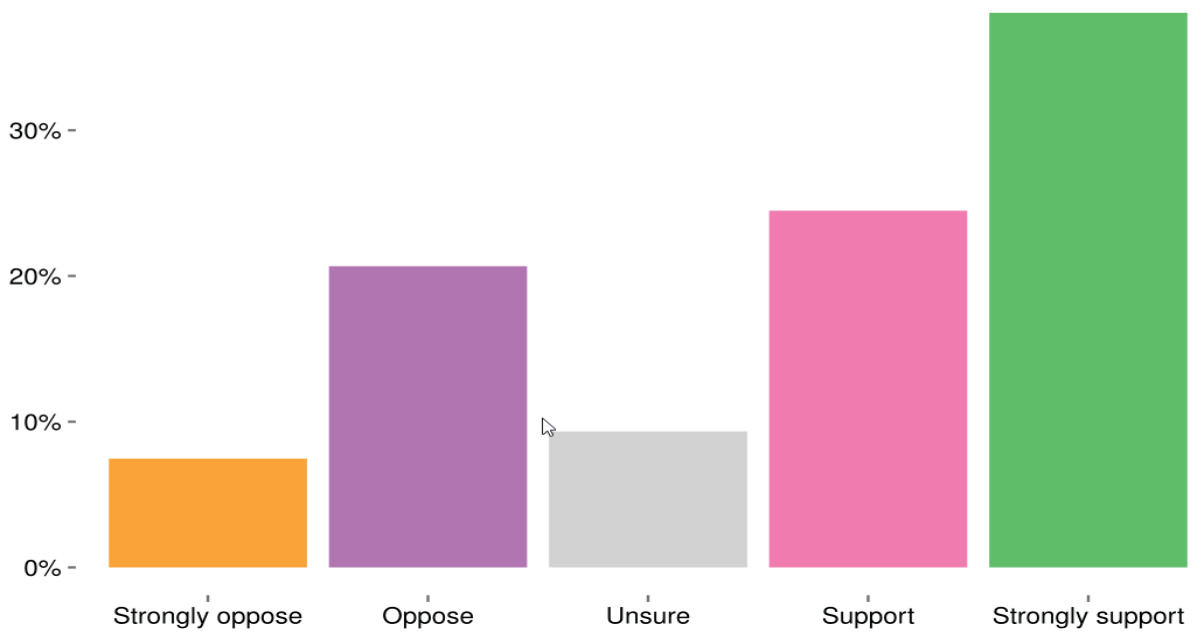


	Much less	Less	More	Much more	Unsure	N
Should Australia do more to end global poverty	5%	18%	34%	30%	13%	784

# community engagement

## Support Government increasing aid to 70c

Most Western Countries have been increasing their aid budgets to help solve global challenges. But the Coalition Government has cut overseas aid to its lowest levels ever (21 cents in every 100 dollars). Do you support the Australian government increasing aid to our global promise of 70 cents in every 100 dollars?



	Strongly oppose	Oppose	Support	Strongly support	Unsure	N
Support Government increasing aid to 70c	7%	21%	24%	38%	9%	723

# community engagement



## Will positions on poverty influence vote

Will your candidate or political parties positions on ending global poverty be influential on how you vote?

	Not influential	Somewhat influential	Very influential	Unsure	N
Will positions on poverty influence vote	48%	28%	17%	7%	685

## Aid increase higher priority than business tax cuts

The Coalition government has announced \$50 billion of tax cuts for big business of which it is estimated that \$30 billion will flow overseas to foreign companies. Do you agree that one higher priority for this funding would be a modest increase to Australian aid?

	Strongly disagree	Disagree	Agree	Strongly agree	Unsure	N
Aid increase higher priority than business tax cuts	9%	24%	26%	26%	14%	623

## Liberals should announce aid increase

The Liberal Party is the only party that hasn't announced an overseas aid policy this election, do you think they should join other political parties and announce that they will increase aid?

	Strongly disagree	Disagree	Agree	Strongly agree	Unsure	N
Liberals should announce aid increase	12%	26%	21%	30%	11%	595

# community engagement



## Crosstabs

This section contains selected crosstabs derived from the poll. All crosstabs are contained in a supplementary .csv file that is supplied with this report.

### Vote

#### Vote BY Should Australia do more to end global poverty

	Much less	Less	More	Much more	Unsure	n
Greens	0%	4%	36%	56%	4%	157
Labor	1%	7%	35%	47%	11%	161
Liberal	4%	26%	39%	13%	18%	374
Other	12%	22%	27%	29%	10%	49
Unsure	12%	12%	19%	33%	26%	43

#### Vote BY Support Government increasing aid to 70c

	Strongly oppose	Oppose	Support	Strongly support	Unsure	n
Greens	2%	3%	28%	66%	1%	149
Labor	0%	6%	28%	58%	8%	157
Liberal	7%	37%	35%	12%	10%	332
Other	11%	26%	28%	26%	9%	46
Unsure	13%	23%	18%	23%	23%	39

#### Vote BY Will positions on poverty influence vote

	Not influential	Somewhat influential	Very influential	Unsure	n
Greens	24%	43%	30%	3%	143
Labor	31%	41%	19%	9%	151
Liberal	64%	23%	7%	6%	314
Other	45%	25%	23%	7%	44
Unsure	39%	30%	15%	15%	33

#### Vote BY Aid increase higher priority than business tax cuts

	Strongly disagree	Disagree	Agree	Strongly Agree	Unsure	n
Greens	2%	12%	31%	50%	4%	135
Labor	1%	16%	37%	36%	11%	139
Liberal	11%	40%	26%	8%	15%	277
Other	18%	20%	28%	15%	20%	40
Unsure	6%	25%	25%	16%	28%	32

# community engagement



## Vote BY Liberals should announce aid increase

	Strongly disagree	Disagree	Agree	Strongly Agree	Unsure	n
Greens	3%	6%	22%	65%	4%	130
Labor	2%	11%	24%	56%	8%	131
Liberal	12%	52%	18%	8%	10%	265
Other	23%	21%	26%	23%	8%	39
Unsure	13%	20%	23%	20%	23%	30

## Certainty

### Certainty by Vote

	Greens	Labor	Liberal	Other	n
Not certain	30%	32%	29%	9%	81
Very certain	20%	19%	54%	7%	680